

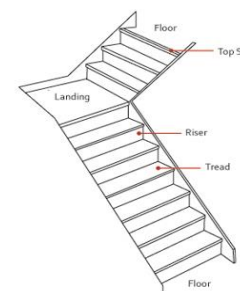
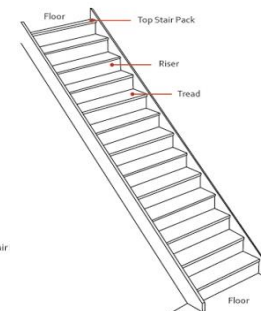
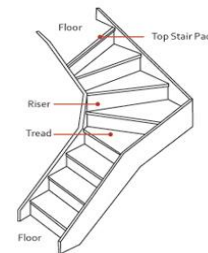


**STAIR  
MAKE-OVER**

*That's easy*

 laminate and real wood flooring solutions for stairs

## anatomy of a staircase



## transform your staircase in a day

simply clad your existing staircase with our premium laminate or real oak veneer treads and risers to create a stunning feature staircase in your home

this is one of a series of how to brochures which cover all aspects of installing stair make-over stair cladding all of which are available to download from our website

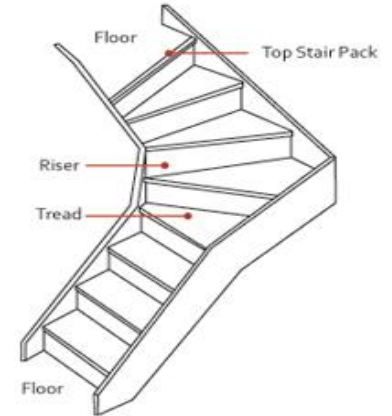
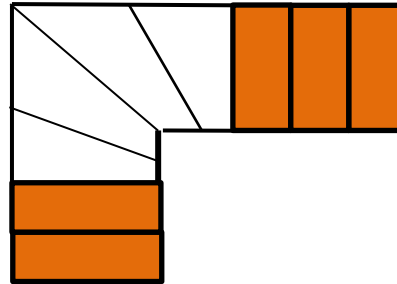


### stair make-over stair cladding - anatomy of a staircase

stair make-over laminate flooring for stairs is easy, stylish, practical and affordable which with a little pre-planning and thought can be used on almost any staircase and just to avoid any confusion here's a couple of diagrams showing the relevant parts of a staircase and what we call them here at stair makeover solutions

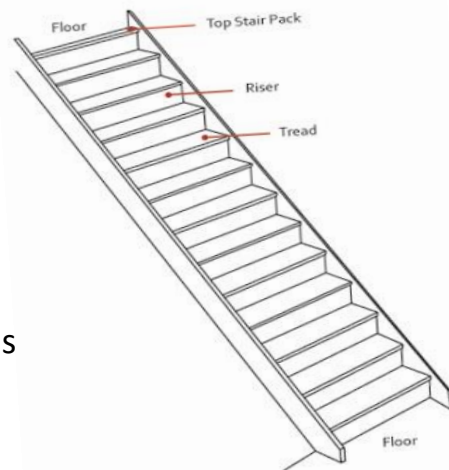
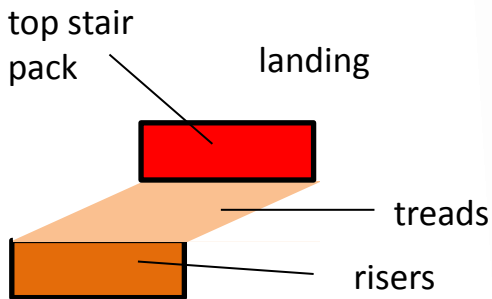
martyn underdown  
managing director  
stair makeover solutions limited

### turning stairs



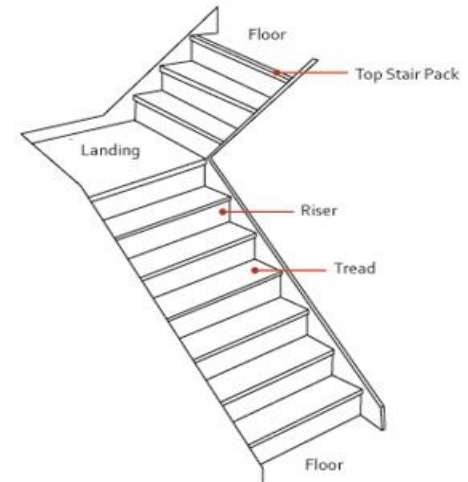
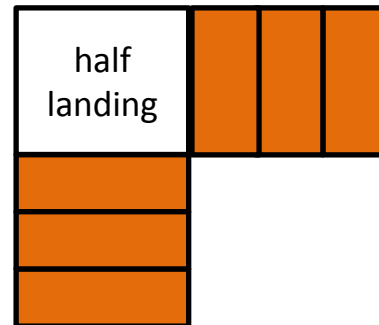
stairs that turn corners have shaped treads often of differing sizes we refer to these as **winders**

### straight flights



straight flights of stairs just consist of treads and risers the top stair pack transitions stair makeover onto the landing

### half landings



many stairs have platforms within the run of treads and risers to break up the flight - we refer to these as **half landings**

contact us

If you have a question on any aspect of planning stair make-over , please contact us we would love to hear from you

e mail

[sales@stairmakeoversolutions.co.uk](mailto:sales@stairmakeoversolutions.co.uk)

phone

+44 (0) 1507 474408 answerphone may be in use but please leave a message we will call you back



the stair makeover solutions company is registered in england and wales registration number 8540290  
registered office argyll house, 158 richmond park road, bournemouth BH8 8TW